



# 2008-2009 GMT Quarterly Report for District (or Undistricted) **District 16 D**



GMT: **SCOTT A. STORMS**

Location: **NEW JERSEY**

GMT CA: **1 & 2**

## CLUBS

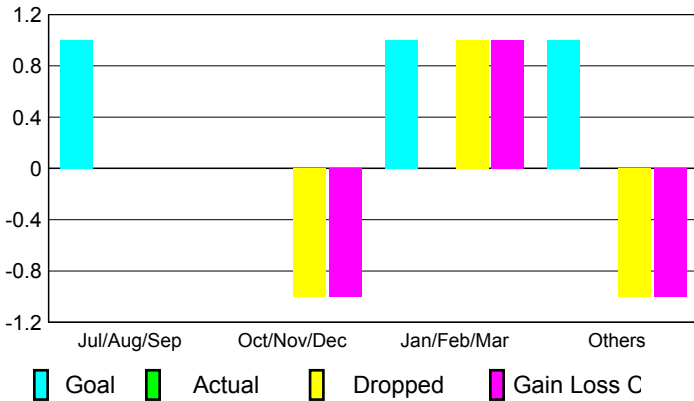
**Club Results**  
2008-2009

**Clubs**  
2007-2008

Month	New Club Goal	Actual New Clubs	Actual Dropped Clubs	Gain/Loss of Clubs	Gain/Loss of Clubs
Jul/Aug/Sep	1	0	0	0	0
Oct/Nov/Dec	0	0	-1	-1	0
Jan/Feb/Mar	1	0	1	1	0
Apr/May/June	1	0	-1	-1	0
<b>Totals</b>	<b>3</b>	<b>0</b>	<b>-1</b>	<b>-1</b>	<b>0</b>

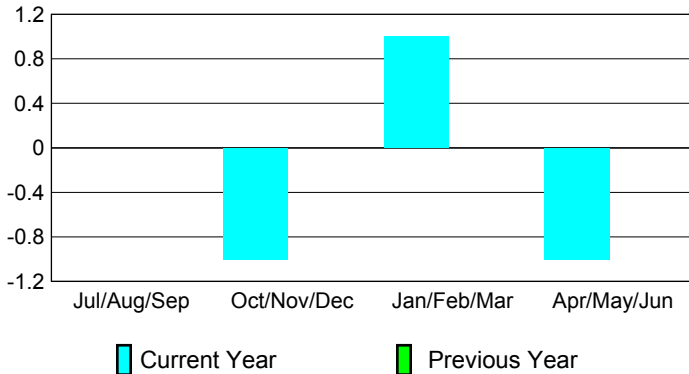
### Club Results 2008-2009

Goal, New, Dropped, Gain/Loss



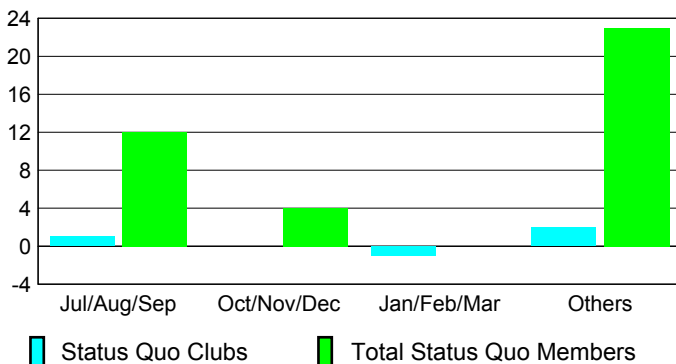
### Comparison of Club Gain/Loss

Current Year Compared to the Previous Year



### YTD Status Quo Clubs 2008-2009

Status Quo Clubs Compared to Status Quo Members



## MEMBERSHIP

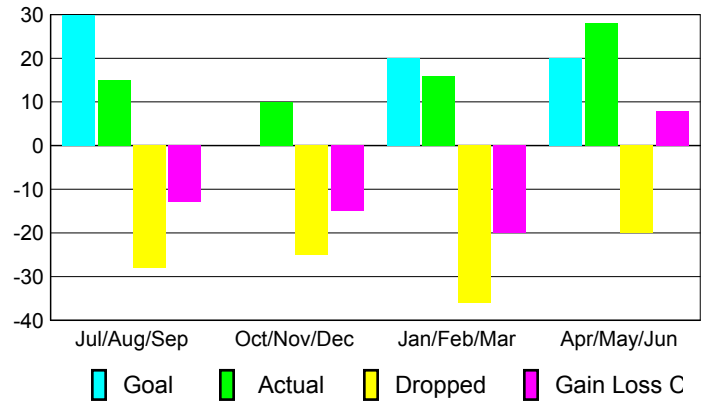
**Membership Results**  
2008-2009

**Membership**  
2007-2008

Month	Net Memb Goal	Actual New Memb	Actual Dropped Memb	Gain/Loss of Memb	Gain/Loss of Memb
Jul/Aug/Sep	30	15	-28	-13	-7
Oct/Nov/Dec	0	10	-25	-15	5
Jan/Feb/Mar	20	16	-36	-20	6
Apr/May/June	20	28	-20	8	0
<b>Totals</b>	<b>70</b>	<b>69</b>	<b>-109</b>	<b>-40</b>	<b>4</b>

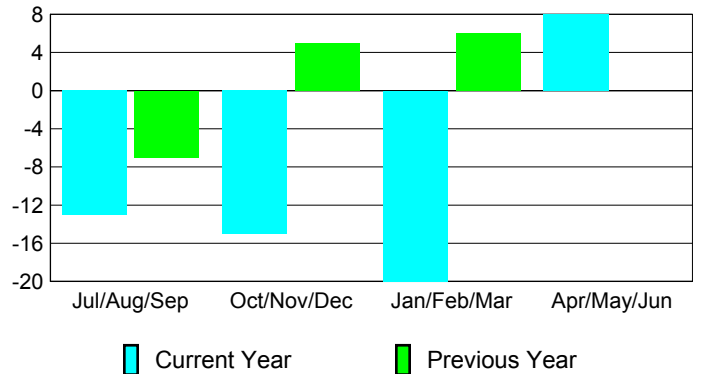
### Membership Results 2008-2009

Goal, New, Dropped, Gain/Loss

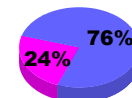


### Comparison of Membership Gain/Loss

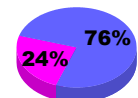
Current Year Compared to the Previous Year



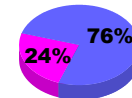
### Gender Comparison 2008-2009



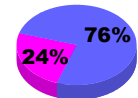
Jul/Aug/Sep



Oct/Nov/Dec



Jan/Feb/Mar



Apr/May/June

Male

Female